



## Modular Cooking Range Line 900XP Half Module Electric Hob Cooking Top

ITEM # \_\_\_\_\_

MODEL # \_\_\_\_\_

NAME # \_\_\_\_\_

SIS # \_\_\_\_\_

AIA # \_\_\_\_\_



391046 (E9HOED2000)

Half module electric Hob  
with mild steel Top

### Short Form Specification

**Item No.** \_\_\_\_\_

Large cooking surface with 2 independently controlled cooking zones. Large flat cooking surface made of mild steel, permits the use of a number of various sized pots and pans, all easily moved across the surface without lifting. Exterior panels in stainless steel. Worktop in 20/10, stainless steel. Right angled side edges eliminate gaps and possible dirt traps between units.

### Main Features

- Hob top made of mild steel, smooth and easy to clean.
- 2 cooking zones independently controlled.
- Heating via armoured elements.
- Setting different temperature zones provides a temperature gradient over the plate for different cooking needs.
- Various sizes of pans can be used at the same time due to large surface area with no intermediate sectors.
- Pans can easily be moved from one area to another without lifting.
- All major compartments located in front of unit for ease of maintenance.
- IPX5 water resistance certification.
- The special design of the control knob system guarantees against water infiltration.

### Construction

- Unit is 930 mm deep to give a larger working surface area.
- All exterior panels in Stainless Steel with Scotch Brite finishing.
- Model has right-angled side edges to allow flush fitting joints between units, eliminating gaps and possible dirt traps.

### Optional Accessories

- Junction sealing kit PNC 206086
- Support for bridge type installation, 800mm PNC 206137
- Support for bridge type installation, 1000mm PNC 206138
- Support for bridge type installation, 1200mm PNC 206139
- Support for bridge type installation, 1400mm PNC 206140
- Support for bridge type installation, 1600mm PNC 206141
- Support for bridge type installation, 400mm PNC 206154
- Water column with swivel arm (water column extension not included) PNC 206289
- Water column extension for 900 line PNC 206290
- Chimney upstand, 400mm PNC 206303
- Side handrail-right/left hand (900XP) PNC 216044
- Frontal handrail, 400mm PNC 216046

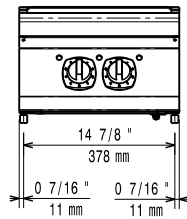
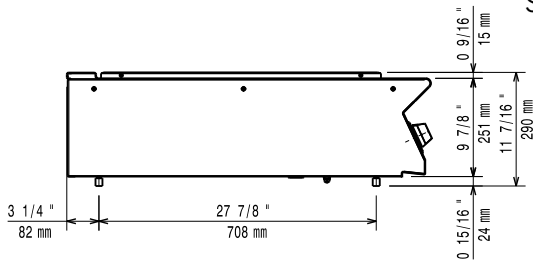
APPROVAL: \_\_\_\_\_



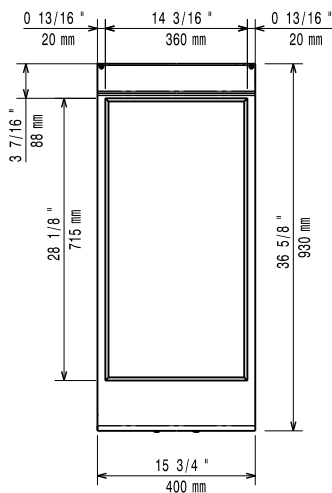
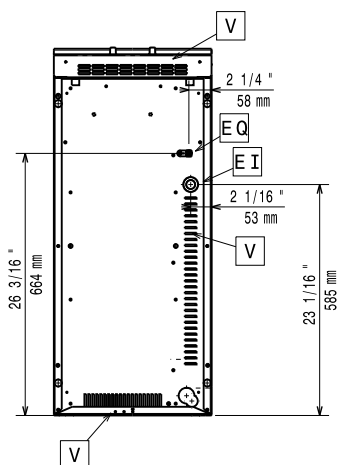
Experience the Excellence  
www.electroluxprofessional.com

Modular Cooking Range Line  
900XP Half Module Electric Hob Cooking Top

- Frontal handrail, 800mm  PNC 216047
- Frontal handrail, 1200mm  PNC 216049
- Frontal handrail, 1600mm  PNC 216050
- Large handrail - portioning shelf, 400mm  PNC 216185
- Large handrail - portioning shelf, 800mm  PNC 216186
- 2 side covering panels for top appliances  PNC 216278

**Front**

**Side**


EI = Electrical inlet (power)  
 EQ = Equipotential screw

**Top**

**Distances**


## Electric

**Supply voltage:**

391046 (E9HOED2000) 380-400 V/3N ph/50/60 Hz

**Total Watts:**

7 kW

**Predisposed for:**

380-400V 3N- 50/60Hz  
 6,5-7kW

## Key Information:

**External dimensions, Width:** 400 mm

**External dimensions, Height:** 250 mm

**External dimensions, Depth:** 930 mm

**Net weight:** 60 kg

**Shipping weight:** 60 kg

**Shipping height:** 540 mm

**Shipping width:** 460 mm

**Shipping depth:** 1020 mm

**Shipping volume:** 0.25 m<sup>3</sup>

**Certification group:** EH92S

If appliance is set up or next to or against temperature sensitive furniture or similar, a safety gap of approximately 150 mm should be maintained or some form of heat insulation fitted.